

FireLock® V27, K2.8

Models V2701, V2702, V2705, V2706 Standard Spray

**Upright
Pendent or Recessed Pendent
Standard and Quick Response**



Recessed Pendent

Pendent

Upright

Approvals/Listings:



See Victaulic Publication 10.01 for more details.

Product Description:

These Model V27, K2.8 orifice standard spray sprinklers are designed to produce a hemispherical spray pattern for use in light hazard occupancies which require minimal water discharge, such as bathrooms, closets and other small area applications. It is cast with a hex-shaped wrench boss to allow easy tightening from many angles, reducing assembly effort. This sprinkler is available in various temperature ratings (see chart on page 3) and finishes to meet many design requirements.

The recessed pendent should be utilized with a Model V27 recessed escutcheon which provides up to 3/4" / 19mm of adjustments.

Coverage

For coverage area and sprinkler placement, refer to NFPA 13 or applicable standards.

Technical Specifications:

Models: V2701, V2702, V2705, V2706

Style: Pendent, Upright or Recessed Pendent

Nominal Orifice Size: 3/8" / 10 mm

K Factor: 2.8 Imp./4.0 S.I.¹

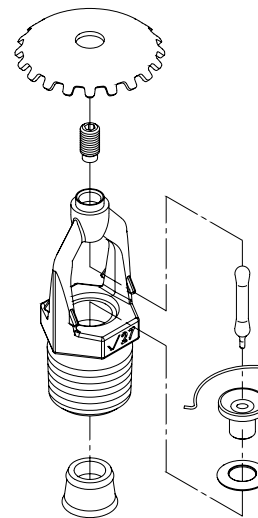
Nominal Thread Size: 1/2" / 15 mm NPT

Max. Working Pressure: 175 psi / 1200 kPa

Factory Hydrostatic Test: 100% @ 500 psi / 3450 kPa

Min. Operating Pressure: 7 psi / 48 kPa

Temperature Rating: See chart



Exaggerated for clarity

Job/Owner

System No.	
Location	

Contractor

Submitted By	
Date	

Engineer

Spec Section	
Paragraph	
Approved	
Date	

Material Specifications:

Upright Deflector: Bronze per UNS C22000
Pendent Deflector: Bronze per UNS C22000
Bulb: Glass with glycerin solution
Bulb Nominal Diameter:
Standard: 0.20"/5.0 mm
Quick Response: 0.12"/3.0 mm
Load Screw: Bronze per UNS C65100
Pip Cap: Bronze per UNS C65100
Spring: Beryllium nickel
Seal: Teflon² tape
Frame: Die cast brass 65-30
Bushing: Brass per UNS C36000
Lodgement Spring: Stainless steel per UNS S30200

Accessories:

Installation Wrench:

Open End: V27
Recessed: V38, V38-3
Socket: V27

Sprinkler Finishes:

Plain Brass
Chrome plated
White painted³
Flat black painted³
Custom painted³
Proprietary Nickel Teflon² coating³
VC-250⁴

155, 200, 286 SR Only:

Wax

For cabinets and other accessories refer to separate sheet.

NOTE: Weather resistant recessed escutcheons available upon request.

¹ For K-Factor when pressure is measured in Bar, multiply S.I. units by 10.0.

² Teflon is a registered trademark of Dupont Co.

³ UL Listed for corrosion resistance.

⁴ UL Listed and FM Approved for corrosion resistance.

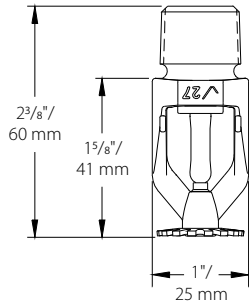
Approvals/Listings:

APPROVALS/LISTINGS	Model					
	V2701	V2705	V2705	V2702	V2706	V2706
Orifice Size (inches)	3/8"	3/8"	3/8"	3/8"	3/8"	3/8"
Orifice Size (mm)	10	10	10	10	10	10
Nominal K Factor Imperial	2.8	2.8	2.8	2.8	2.8	2.8
Nominal K Factor S.I. ⁵	4.0	4.0	4.0	4.0	4.0	4.0
Response	Standard	Standard	Standard	Quick	Quick	Quick
Deflector Type	Upright	Pendent	Recessed Pendent Up to 3/4" Adjustment	Upright	Pendent	Recessed Pendent Up to 3/4" Adjustment
Approved Temperature Ratings	F°/C°					
cULus	135°F/57°C 155°F/68°C 175°F/79°C 200°F/93°C 286°F/141°C 360°F/182°C	135°F/57°C 155°F/68°C 175°F/79°C 200°F/93°C 286°F/141°C 360°F/182°C	135°F/57°C 155°F/68°C 175°F/79°C 200°F/93°C 286°F/141°C 360°F/182°C	135°F/57°C 155°F/68°C 175°F/79°C 200°F/93°C 286°F/141°C	135°F/57°C 155°F/68°C 175°F/79°C 200°F/93°C 286°F/141°C	135°F/57°C 155°F/68°C 175°F/79°C 200°F/93°C
FM	135°F/57°C 155°F/68°C 175°F/79°C 200°F/93°C	None	None	135°F/57°C 155°F/68°C 175°F/79°C 200°F/93°C 286°F/141°C	None	None
NYC/MEA #62-99-E	135°F/57°C 155°F/68°C 175°F/79°C 200°F/93°C 286°F/141°C 360°F/182°C	135°F/57°C 155°F/68°C 175°F/79°C 200°F/93°C 286°F/141°C 360°F/182°C	135°F/57°C 155°F/68°C 175°F/79°C 200°F/93°C 286°F/141°C 360°F/182°C	135°F/57°C 155°F/68°C 175°F/79°C 200°F/93°C 286°F/141°C	135°F/57°C 155°F/68°C 175°F/79°C 200°F/93°C 286°F/141°C	135°F/57°C 155°F/68°C 175°F/79°C 200°F/93°C
CSFM #7690-0531:112	135°F/57°C 155°F/68°C 175°F/79°C 200°F/93°C 286°F/141°C 360°F/182°C	135°F/57°C 155°F/68°C 175°F/79°C 200°F/93°C 286°F/141°C 360°F/182°C	135°F/57°C 155°F/68°C 175°F/79°C 200°F/93°C 286°F/141°C 360°F/182°C	135°F/57°C 155°F/68°C 175°F/79°C 200°F/93°C 286°F/141°C	135°F/57°C 155°F/68°C 175°F/79°C 200°F/93°C 286°F/141°C	135°F/57°C 155°F/68°C 175°F/79°C 200°F/93°C

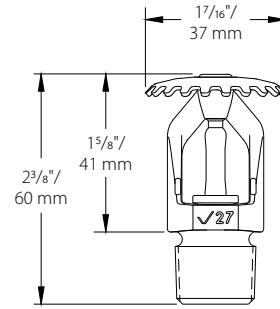
Note: Listings and approval as of printing. Not all temperature rating combinations are Approved or Listed. All are approved open. Check Victaulic for specific combinations.

⁵ For K-Factor when pressure is measured in Bar, multiply S.I. units by 10.

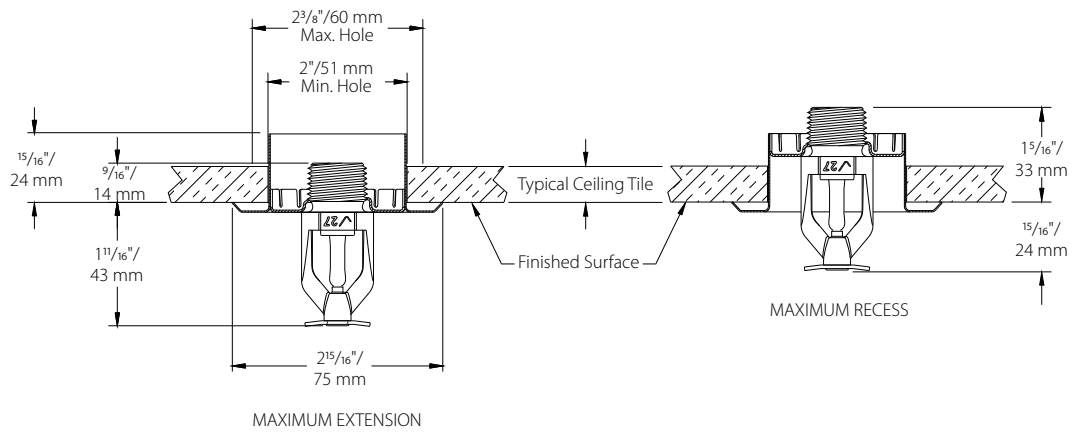
Dimensions:



Standard Pendant –
V2705, V2706

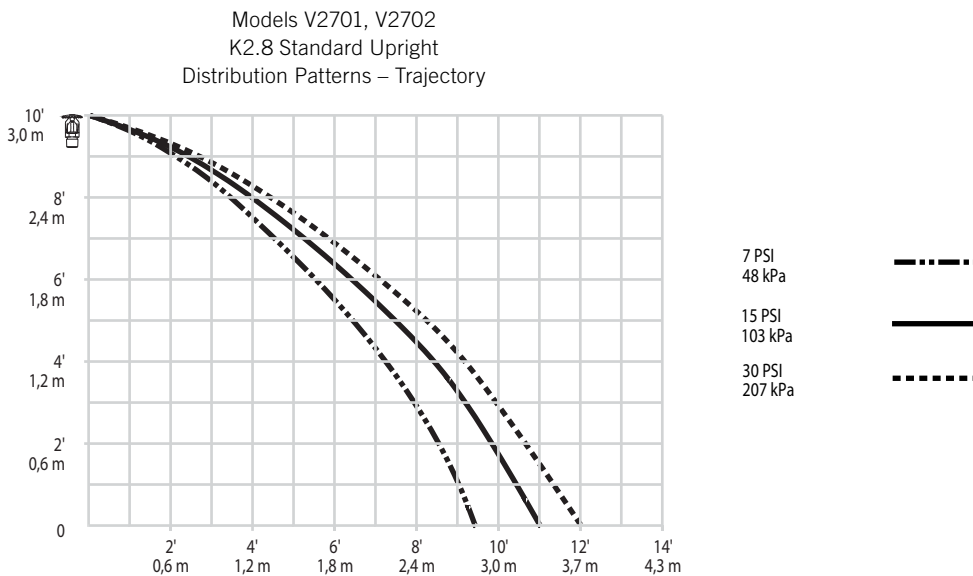
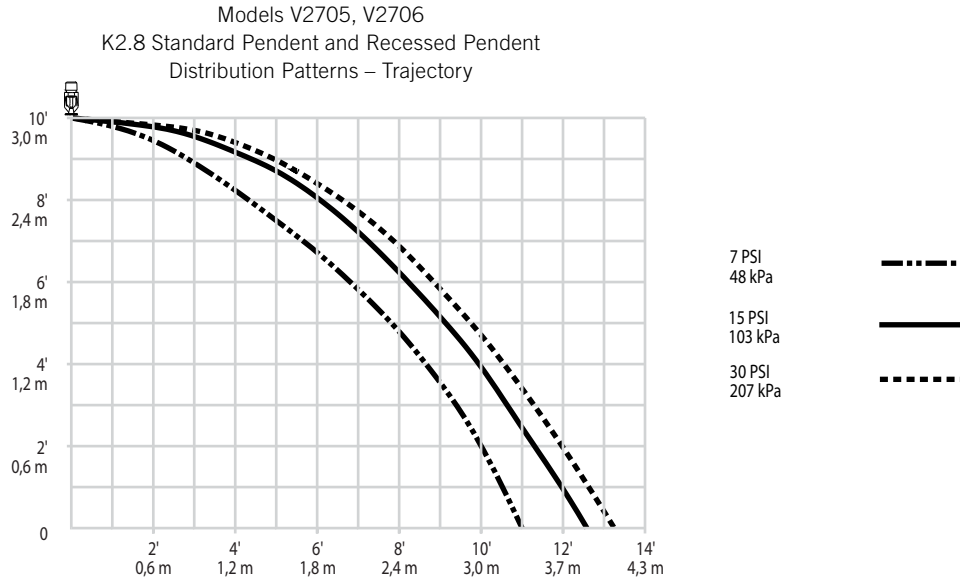


Standard Upright –
V2701, V2702



3/4" Adjustment Recessed –
V2705, V2706

Distribution Patterns:



NOTES:

- A. Data shown is approximate and can vary due to differences in installation.
- B. These graphs illustrate approximate trajectories, floor-wetting, and wall-wetting patterns for these specific Victaulic FireLock Automatic Sprinklers. They are provided as information for guidance in avoiding obstructions to sprinklers and should not be used as minimum sprinkler spacing rules for installation. **Refer to the appropriate NFPA National Fire Code or the Authority Having Jurisdiction for specific information regarding obstructions, spacing limitations and area of coverage requirements.** Failure to follow these guidelines could adversely affect the performance of the sprinkler and will void all Listings, Approvals and Warranties.
- C. All patterns are symmetrical to the centerline of the waterway.

Ratings:

All glass bulbs are rated for temperatures from -65°F (-54°C) up to those shown in adjacent table.

Sprinkler Temperature Classification	Victaulic Part Identification	Temperature – °F/°C		Glass Bulb Color
		Nominal Temperature Rating	Maximum Ambient Temperature Allowed	
Ordinary	A	135°F/57°C	100°F/38°C	Orange
Ordinary	C	155°F/68°C	100°F/38°C	Red
Intermediate	E	175°F/79°C	150°F/65°C	Yellow
Intermediate	F	200°F/93°C	150°F/65°C	Green
High	J	286°F/141°C	225°F/107°C	Blue
Extra High ⁶	K	360°F/182°C	300°F/149°C	Mauve
–	M	Open	–	No Bulb




⁶ Standard response only.

⁷ 150/65 if wax coated.

Available Wrenches:

	V27 Socket	V38 or V38-3 Recessed	V27 Open End
V2705, V2706 Pendant	✓	✓	✓
V2705, V2706 Recessed Pendant	✓	✓	–
V2701, V2702 Upright	–	3 ✓	✓

⚠ WARNING

- Always read and understand installation, care, and maintenance instructions, supplied with each box of sprinklers, before proceeding with installation of any sprinklers.
- Always wear safety glasses and foot protection.
- Depressurize and drain the piping system before attempting to install, remove, or adjust any Victaulic piping products.
- Installation rules, especially those governing obstruction, must be strictly followed.
- Painting, plating, or any re-coating of sprinklers (other than that supplied by Victaulic) is not allowed.

Failure to follow these instructions could result in serious personal injury and/or property damage.

The owner is responsible for maintaining the fire protection system and devices in proper operating condition. For minimum maintenance and inspection requirements, refer to the current National Fire Protection Association pamphlet that describes care and maintenance of sprinkler systems. In addition, the authority having jurisdiction may have additional maintenance, testing, and inspection requirements that must be followed.

If you need additional copies of this publication, or if you have any questions about the safe installation of this product, contact Victaulic World Headquarters: P.O. Box 31, Easton, Pennsylvania 18044-0031 USA, Telephone: 001-610-559-3300.

Installation

Reference should always be made to the I-40 Victaulic FireLock Automatic Sprinklers Installation and Maintenance Sheet for the product you are installing. This installation sheet is included with each shipment of Victaulic products for complete installation and assembly data, and is available in PDF format on our website at victaulic.com.

Warranty

Refer to the Warranty section of the current Price List or contact Victaulic for details.

Note

This product shall be manufactured by Victaulic or to Victaulic specifications. All products to be installed in accordance with current Victaulic installation/assembly instructions. Victaulic reserves the right to change product specifications, designs and standard equipment without notice and without incurring obligations.

Trademarks

Victaulic and FireLock is a registered trademark of Victaulic Company.